

VISCOSTAR 2000

The Rugged Gear Pump!




Flexible applicable on account of high suction power, consistent flow volume at high pressure and an excellent flow rates.

High Performance:

- ▶ consistent flow rate
- ▶ working pressure max. 20 bar
- ▶ dry self-priming up to a maximum suction depth of 7 m
- ▶ flow rate max. 70 l/min
- ▶ median temperature from -25°C up to 200°C (on option 230°)
- ▶ range of viscosity from 2 up to 4.000 cSt
- ▶ dry-run time up to about 30 seconds

HIGHLIGHT
from ZUWA



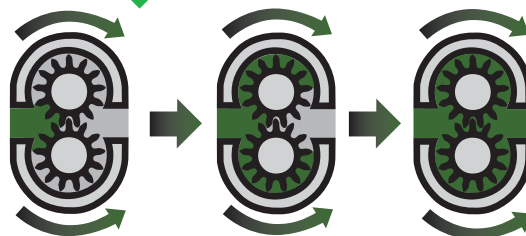
Versatile Applications:

- ▶ low to high viscous clean fluids
- ▶ well lubricating fluids
- ▶ light and heavy oils (for example emulsions, diesel fuel, lubrication-, thermal-, hydraulic- or vegetable oil)

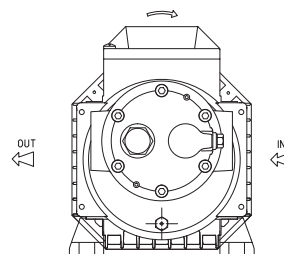
Components in touch with fluid

To ensure a long life span body and lid are made of grey cast iron GG-25, shafts and sprockets of case-hardened steel.

Detailed Illustration:



Gear pump operating principle - external teeth



standard pump in- and outlet

1st Class Performance in 7 Sizes

Technical Details:

AVAILABLE ON OPTION:

- ByPass version, adjustable range 4-12 or 2-8 bar
- frequency converter (400 V)
- EExe II T3 for regular motor

ByPass	Art.No.	Type
regular (4-12 bar)	123RAD	A-D
	123REG	E-G
soft (2-8 bar)	123SAD	A-D
	123SEG	E-G

Type	Power 400 V			Flow rate max.	Pressure max.	Connection iG	Range of viscosity cSt	Art.No.
	kW	A	rpm					
A	0,25	0,84	1450	5,5 l/min	10 bar	1/2"	350	123A01
	0,37	1,11	1450	5,2 l/min	15 bar		350	123A02
	0,55	1,58	1450	4,8 l/min	20 bar		350	123A03
	0,37	1,11	900	3,1 l/min	15 bar		1000	123A04
	0,25	0,84	700	2,3 l/min	15 bar		4000	123A05
B	0,37	1,11	1450	11 l/min	10 bar	3/4"	350	123B01
	0,55	1,58	1450	10 l/min	15 bar		350	123B02
	0,75	1,8	1450	9,2 l/min	20 bar		350	123B03
	0,37	1,11	900	6,8 l/min	10 bar		1000	123B04
	0,55	1,58	900	6,1 l/min	15 bar		1000	123B05
	0,55	1,58	700	5,1 l/min	15 bar		4000	123B06
C	0,55	1,58	1450	17 l/min	10 bar	3/4"	350	123C01
	0,75	1,8	1450	15,5 l/min	15 bar		350	123C02
	0,37	1,11	900	9,8 l/min	10 bar		1000	123C03
	0,55	1,58	900	9,1 l/min	15 bar		1000	123C04
	0,55	1,58	700	8 l/min	15 bar		4000	123C05
D	0,75	1,8	1450	22 l/min	10 bar	3/4"	350	123D01
	1,1	2,7	1450	19,2 l/min	15 bar		350	123D02
	0,55	1,58	900	13,9 l/min	10 bar		1000	123D03
	0,75	1,8	900	13,1 l/min	15 bar		1000	123D04
	0,75	1,8	700	10,1 l/min	15 bar		4000	123D05
E	1,1	2,7	1450	40 l/min	10 bar	1"	350	123E01
	1,5	3,7	1450	37,5 l/min	15 bar		350	123E02
	1,1	2,7	900	24 l/min	10 bar		1000	123E03
	1,5	3,7	900	22,5 l/min	15 bar		1000	123E04
	1,1	2,7	700	19 l/min	10 bar		4000	123E05
	1,5	3,7	700	17,5 l/min	15 bar		4000	123E06
F	1,5	3,7	1450	50 l/min	10 bar	1"	350	123F01
	2,2	4,9	1450	48,2 l/min	15 bar		350	123F02
	1,1	2,7	900	31 l/min	10 bar		1000	123F03
	1,5	3,7	900	29,4 l/min	15 bar		1000	123F04
	1,1	2,7	700	24 l/min	10 bar		4000	123F05
	1,5	3,7	700	22,3 l/min	15 bar		4000	123F06
G	2,2	4,9	1450	70 l/min	10 bar	1"	350	123G01
	3	6,5	1450	66 l/min	15 bar		350	123G02
	1,5	3,7	900	47,5 l/min	10 bar		1000	123G03
	2,2	4,9	900	40,2 l/min	15 bar		1000	123G04
	1,1	2,7	700	33 l/min	10 bar		4000	123G05
	1,5	3,7	700	31 l/min	15 bar		4000	123G06

*All types are available with clockwise (R) or counter clockwise (L) rotation direction as well as with bypass (B). Please add the identification letters of the pump required to the end of the article no. in case of an order (for example 12009A1RB)



ZUWA-Zumpe GmbH
 Franz-Fuchs-Str. 13-17
 D-83410 Laufen

Phone: +49 8682 8934-50
 Fax.: +49 8682 8934-850
 E-Mail: export@zuwa.de