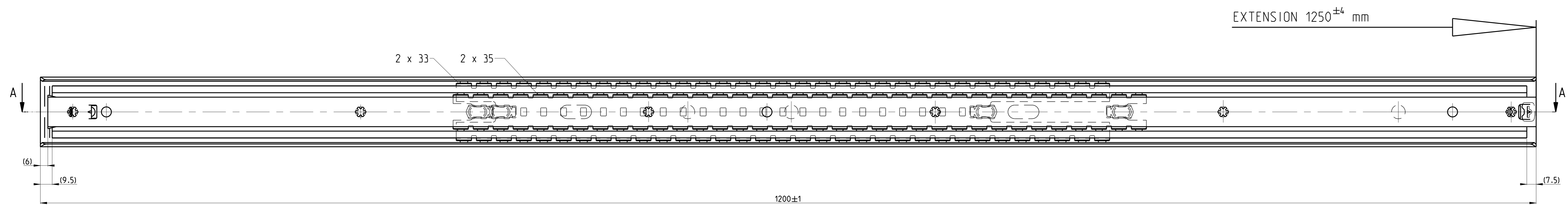


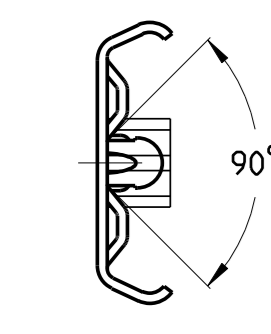
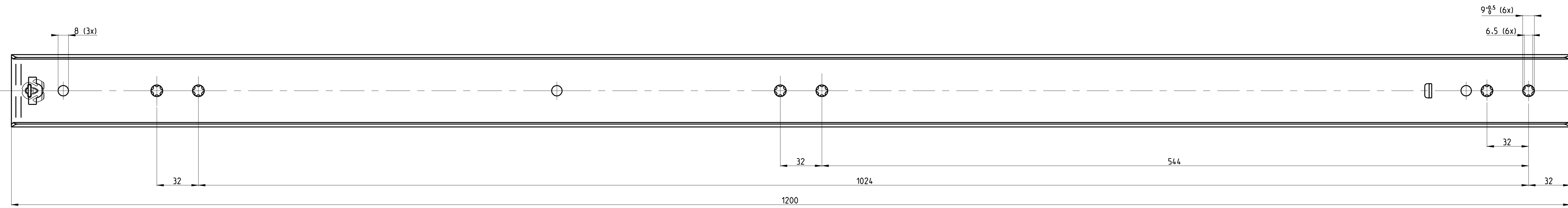
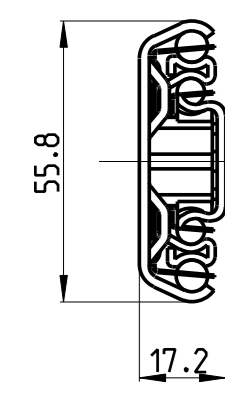


SECTION A-A

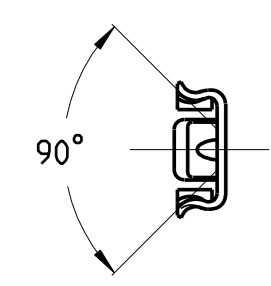
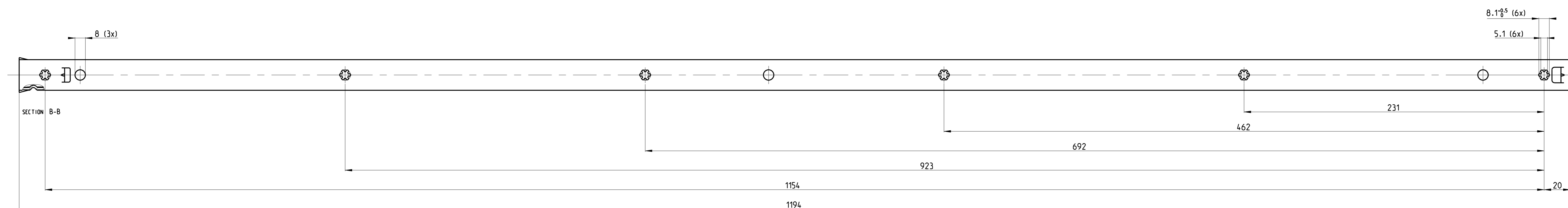
T 1-2 = 648.5
T 2-3 = 601.5



FRONT



511-12-S32-HDA



513-12-S32-UB3

PRO/ENGINEER Drawing Was: - 112-J14-00	Dimensions between marks are guide dimensions. Tolerances unless otherwise stated ±0.5mm.	Thomas Regout Int. B.V. reserves the right to alter non-customer specific specifications without notice.
American projection	DIMENSION SCALE DATE DESIGNER CHECKED	MAT.: - REM.: RIGHT HAND SLIDE = LEFT HAND SLIDE - M. Mahieu - Type D
ULF HD 1200.0 / 1250.0 (17.2mm)		
THOMAS REGOUT INTERNATIONAL BV		Draw. Nr. 112-S32 _ 00 Format. A0
© Thomas Regout International BV. All rights are reserved.		Production