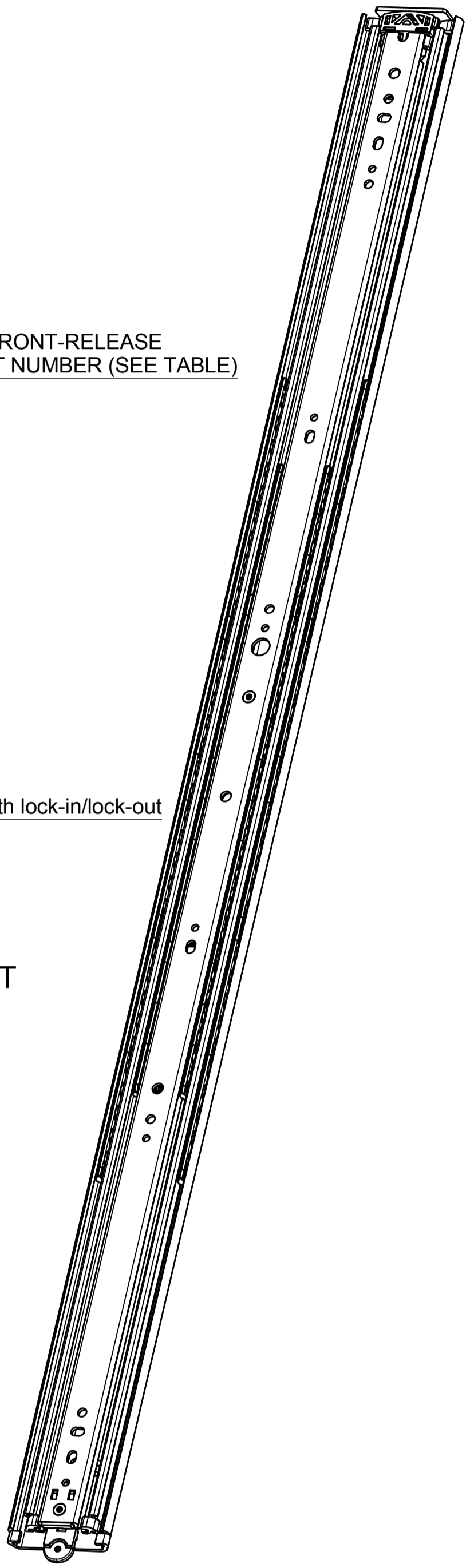
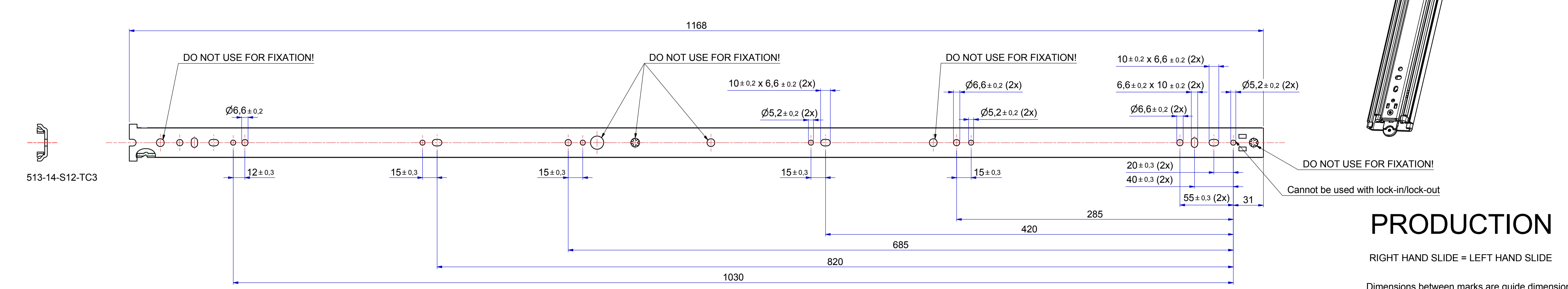
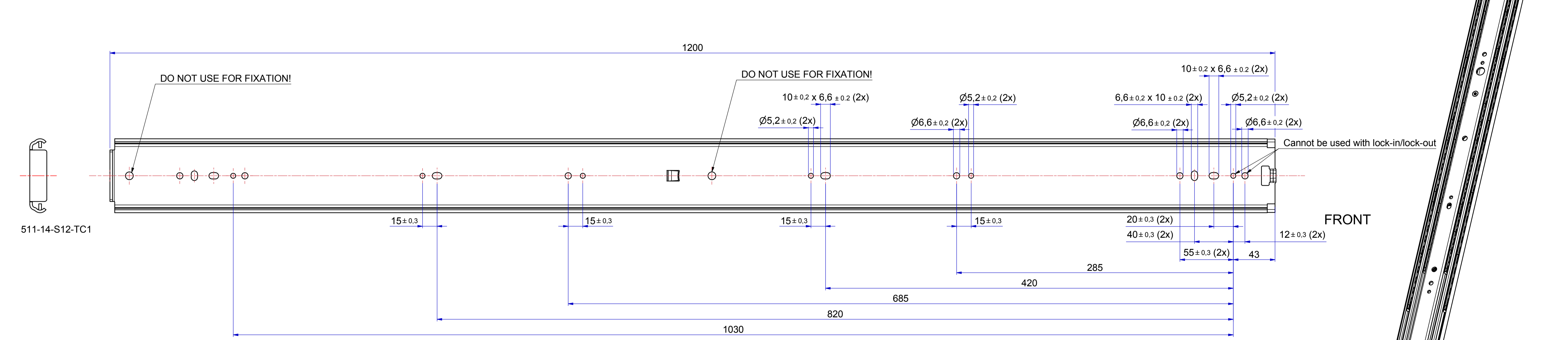
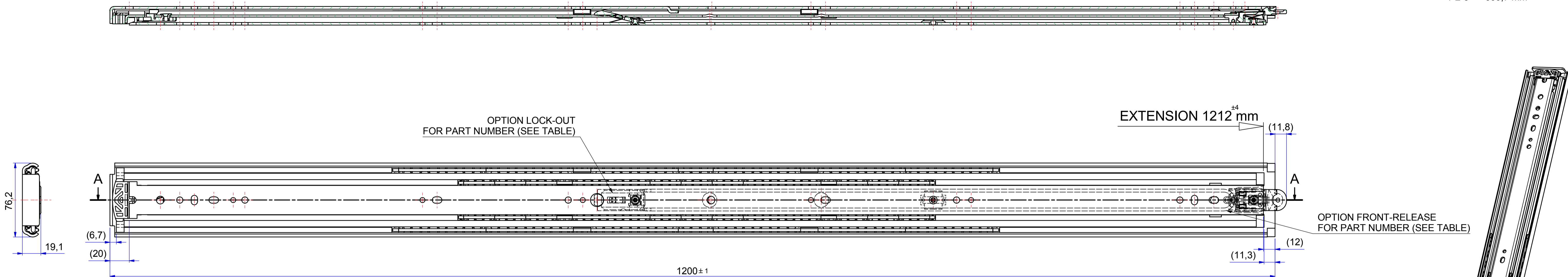


A-A (1:2)

T 1-2 = 551,3 mm  
T 2-3 = 660,7 mm



**PRODUCTION**

RIGHT HAND SLIDE = LEFT HAND SLIDE

Dimensions between marks are guide dimensions.  
Thomas Regout Int. B.V. reserves the right to alter non-customer specific specifications without notice

Designer	R. Groen	Gen.Tol.Dim.	± 0,5	Third angle projection	Material
Date	9-6-2013	Gen.Tol.Angle	± 0,5		Treatment
Approver		Gen.Roughness	Ra		Draw type
Date	10-06-2013	Units	mm/deg.	Scale	1 : 2
Description				Type	Model No.
TR7619 1200 / 1212 (19,1)				Released for Production	

02	08-10-2015	Modified thickness 18,9 --> 19,1 (As build)	R.Schreurs
02	04-12-2013	Stopsysteem tov. front-release gewijzigd	MP
01	10-06-2013	Stopsysteem gewijzigd t.b.v. Front-Release	MP
Rev	Date	Description	Designer

	STANDARD	LOCK-IN	LOCK-OUT	LOCK-IN & LOCK-OUT & FRONT-RELEASE
PART NUMBER	114S12	114S12A	114S12B	114S12D

Format	A1	THOMAS REGOUT INTERNATIONAL B.V.	Item No.	114-S12	Revision	02
© THOMAS REGOUT INTERNATIONAL BV, Industrieweg 40, 6219 NR, Maastricht, The Netherlands, +31 (0)43 351 66 66 All rights are reserved.						