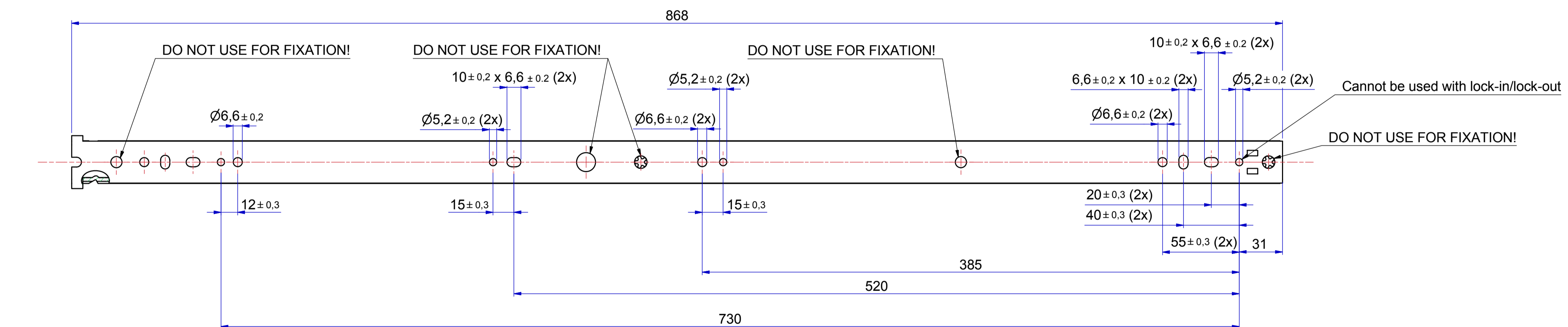
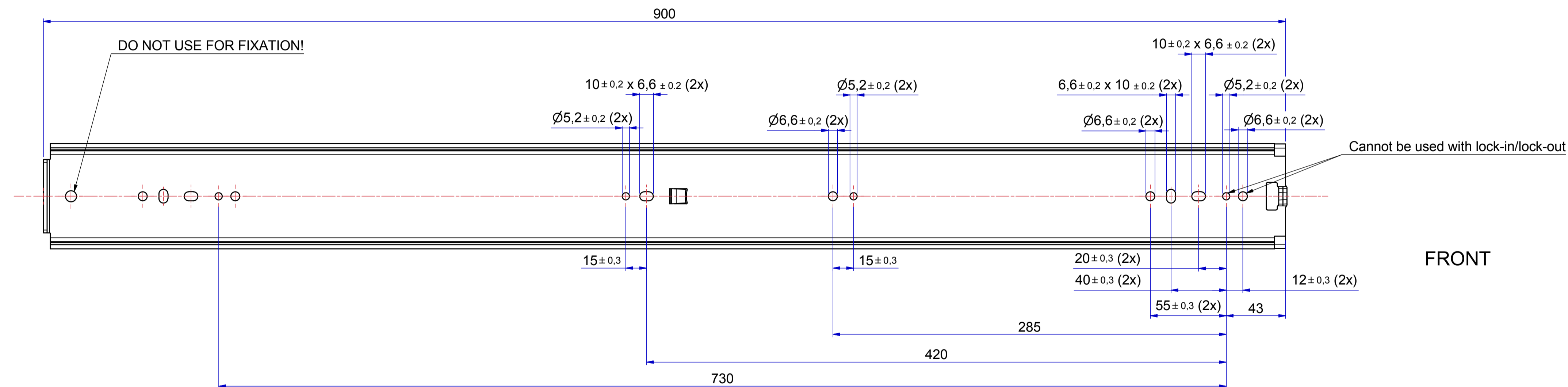
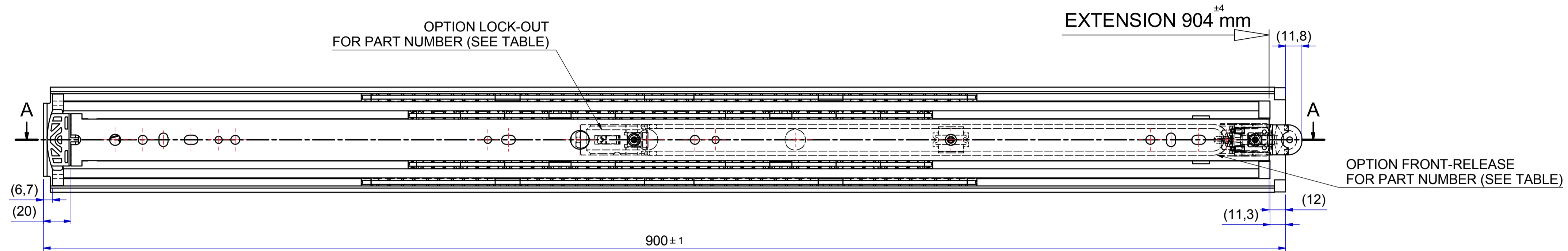


T 1-2 = 431,3 mm
T 2-3 = 472,7 mm



RIGHT HAND SLIDE = LEFT HAND SLIDE

PRODUCTION

Dimensions between marks are guide dimensions. Thomas Regout Int. B.V. reserves the right to alter non-customer specific specifications without notice.

Designer R. Groen	Gen.Tol.Dim. ± 0,5	Third angle projection	Material
Date 9-6-2013	Gen.Tol.Angle ± 0,5		Treatment
Approver	Gen.Roughness Ra		Draw type Fabrication
Date	Units mm/deg.	Scale 1 : 2	Type Model No. E000012210

Description
TR7619 900 / 904 (19,1)

Format A1	THOMAS REGOUT INTERNATIONAL B.V.	Item No. 114-S10	Revision 02
-----------	----------------------------------	------------------	-------------

© THOMAS REGOUT INTERNATIONAL BV, Industrieweg 40, 6219 NR, Maastricht, The Netherlands, +31 (0)43 351 66 66 All rights are reserved.

02	08-10-2015	Modified thickness 18,9 --> 19,1 (As build)	R.Schreurs
02	03-12-2013	Stopsysteem tbn front-release gewijzigd	MP
01	10-06-2013	STOPSYSTEEM GEWIJZIGDD T.B.V. FRONT-RELEASE.	MP
Rev	Date	Description	Designer

	STANDARD	LOCK-IN	LOCK-OUT	LOCK-IN & LOCK-OUT & FRONT-RELEASE
PART NUMBER	114S10	114S10A	114S10B	114S10D