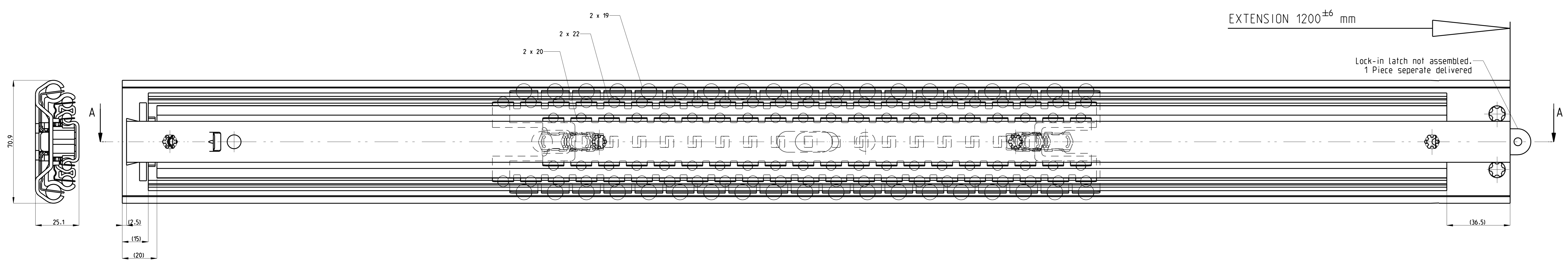


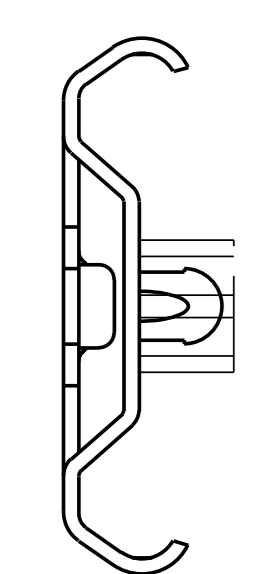
T 1-2 = 412.0  
 T 2-3 = 387.0  
 T 3-4 = 401.0



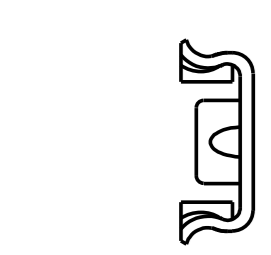
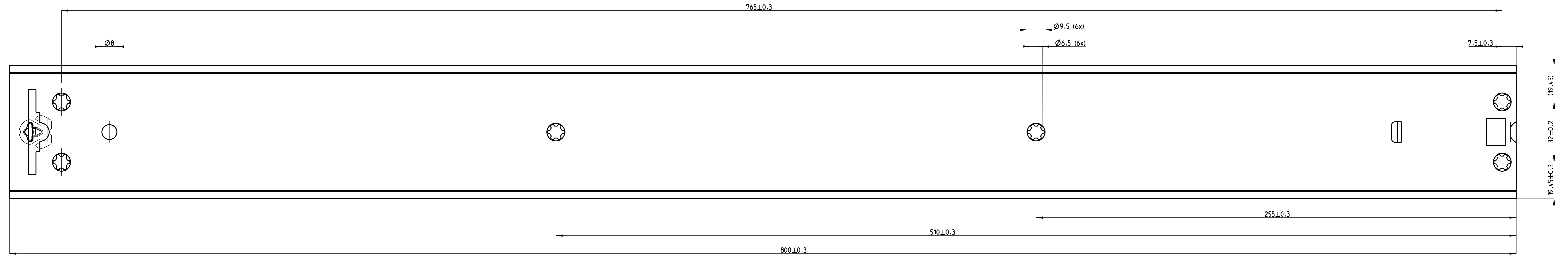
SECTION A-A




Front



511-11-M37-TA1



514-11-M37-UB3



SECTION B-B

PRO/ENGINEER Drawing	Dimensions between marks are guide dimensions. Tolerances unless otherwise stated ±0.5mm.	Thomas Regout Int. B.V. reserves the right to alter non-customer specific specifications without notice.
American projection	DIMENSION mm	MAT. -
SCALE 1:1	DATE 08-03-2007	DESIGNER M. Bulte
CHECKED -		
CONDOR 800.0 / 1200.0 (25.1mm)		
		Draw. Nr. 111-M37 _ 00 Format. A0 Production
<small>© Thomas Regout International BV All rights are reserved.</small>		

06	-	-	-	07	-	-	-	08	-	-	-	09	-	-	-	10	-	-	-	11	-	-	12	-	-	-	13	-	-	-	14	-	-	-	15	-	-	-	16	-	-	-	17	-	-	-	18	-	-	-	19	-	-	-	20	-	-	-	21	-	-	-	22	-	-	-	23	-	-	-	24	-	-	-	25	-	-	-	26	-	-	-	27	-	-	-	28	-	-	-	29	-	-	-
01	-	-	-	02	-	-	-	03	-	-	-	04	-	-	-	05	-	-	-	06	-	-	07	-	-	08	-	-	09	-	-	10	-	-	11	-	-	12	-	-	13	-	-	14	-	-	15	-	-	16	-	-	17	-	-	18	-	-	19	-	-	20	-	-	21	-	-	22	-	-	23	-	-	24	-	-	25	-	-	26	-	-	27	-	-	28	-	-	29	-	-	-		