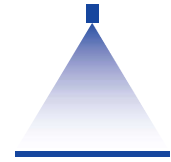


➤ Nozzle systems for surface treatment

Series 676 Easy-Clip



Features:

- Simple, quick nozzle assembly without the need for tools
- All-round 30° swivelling
- Easy adjustment and cleaning

Applications:

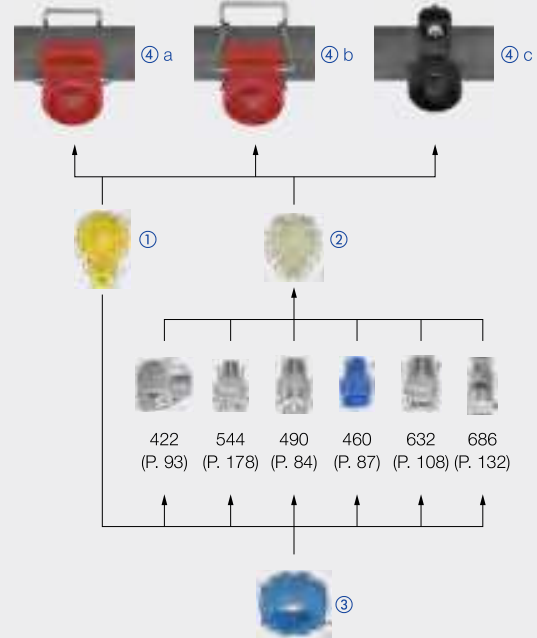
- Degreasing
- Phosphating in surface treatment
- Industrial cleaning
- Container washers

Materials:

- Clamp: Stainless steel 301
- Gasket: EPDM
- Cylinder pin, screw, screw unit: Stainless steel 316L
- Body, retaining nut: Polypropylene, glass fibre reinforced
- Ball nozzle, ball joint: Polypropylene



Assembly example



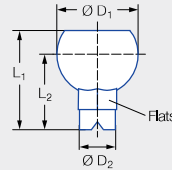
Sets – series 676 Easy-Clip

Designation	Spray angle	Ordering no. Type	Nozzle Color	V̇ [l/min]				
				p [bar]				
				0.5	1.0	1.5	2.0	2.5
Set 1 consisting of: Ball nozzle Single clamp for 1 1/4" pipe Retaining nut	60°	676.724.53.31	Grey	3.15	4.45	5.45	6.30	7.04
		676.764.53.31	Brown	4.00	5.66	6.93	8.00	8.94
		676.804.53.31	Purple	5.00	7.07	8.66	10.00	11.18
		676.844.53.31	Yellow	6.25	8.84	10.83	12.50	13.98
		676.884.53.31	Red	8.00	11.31	13.85	16.00	17.89
		676.904.53.31	Blue	9.10	12.87	15.76	18.20	20.35
		676.924.53.31	Green	10.00	14.14	17.32	20.00	22.36

Designation	Ordering no. Type	Ball Color	BSPP	Matches series
Set 2 consisting of: Ball joint Single clamp for 1 1/4" pipe Retaining nut	092.081.53.AB	Beige	1/8	460, 490, 632, 686, 610, 544
	092.081.53.AD	Beige	1/4	422, 460, 490, 544, 612, 632, 686
	092.081.53.AF	Beige	3/8	422, 460, 490, 632, 686, 688
	092.081.53.AH	Beige	1/2	422, 460, 490, 632, 686

Individual parts – series 676 Easy-Clip

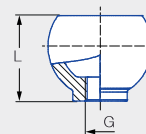
① Ball nozzle



Dimensions [mm]				
L ₁	L ₂	Ø D ₁	Ø D ₂	Flats
41.5	31.5	34.0	15.0	16.0

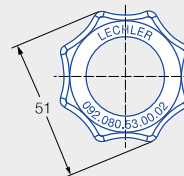
Designation	Spray angle	Ordering no. Type	Nozzle Color	V̇ [l/min]				
				p [bar]				
				0.5	1.0	1.5	2.0	2.5
① Ball nozzle	60°	676.724.53.30.01	Grey	3.15	4.45	5.45	6.30	7.04
		676.764.53.30.01	Brown	4.00	5.66	6.93	8.00	8.94
		676.804.53.30.01	Purple	5.00	7.07	8.66	10.00	11.18
		676.844.53.30.01	Yellow	6.25	8.84	10.83	12.50	13.98
		676.884.53.30.01	Red	8.00	11.31	13.85	16.00	17.89
		676.904.53.30.01	Blue	9.10	12.87	15.67	18.20	20.35
676.924.53.30.01	Green	10.00	14.14	17.32	20.00	22.36		
Blind nozzle	–	092.080.53.00.01	Grey	–	–	–	–	–

② Ball joint



Designation	Ordering no. Type	Ball Color	BSPP	L [mm]	Matches series
② Ball joint	092.080.53.AB.01	Beige	1/8	28.4	460, 490, 632, 686, 610, 544
	092.080.53.AD.01	Beige	1/4	32.4	422, 460, 490, 544, 612, 632, 686
	092.080.53.AF.01	Beige	3/8	31.4	422, 460, 490, 632, 686, 688
	092.080.53.AH.01	Beige	1/2	33.0	422, 460, 490, 632, 686

③ Retaining nut



Designation	Ordering no. Type
③ Retaining nut	092.080.53.00.02

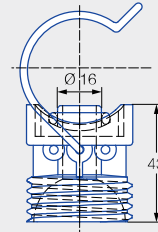


➤ Nozzle systems for surface treatment

Series 676 Easy-Clip

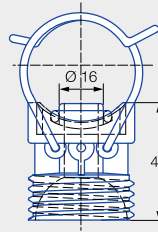
④ a Single clamp

092.08x.53.00



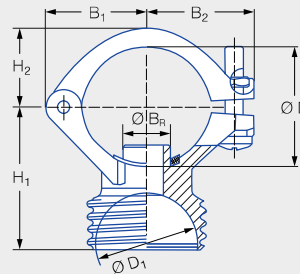
④ b Double clamp

092.09x.53.00



④ c Eyelet clamp

090.0x3.53.43.10



Designation	Ordering no.	Dimensions [mm]					Ø B _R ¹ [mm]	Recommended bore diameter [mm]	Pipe Ø (Ø D) [mm]	Weight [g]
		B ₁	B ₂	H ₁	H ₂	Ø D ₁				
④ a Single clamp	092.080.53.00	-	-	-	-	-	16.3*	16.5-17.0	1" (32.0-34.5)	36.0
	092.081.53.00	-	-	-	-	-	16.3*	16.5-17.0	1 1/4" (40.0-43.0)	38.0
	092.082.53.00	-	-	-	-	-	16.3*	16.5-17.0	1 1/2" (46.0-49.0)	40.0
	092.083.53.00	-	-	-	-	-	16.3*	16.5-17.0	2" (58.0-62.0)	42.0
④ b Double clamp	092.090.53.00	-	-	-	-	-	16.3*	16.5-17.0	1" (32.0-34.5)	46.0
	092.091.53.00	-	-	-	-	-	16.3*	16.5-17.0	1 1/4" (40.0-43.0)	48.0
	092.092.53.00	-	-	-	-	-	16.3*	16.5-17.0	1 1/2" (46.0-49.0)	50.0
	092.093.53.00	-	-	-	-	-	16.3*	16.5-17.0	2" (58.0-62.0)	52.0
④ c Eyelet clamp	090.023.53.43.10	30.0	32.0	44.5	23.0	34.0	16.3**	16.5-17.0	1" (32.0-34.5)	48.0
	090.033.53.43.10	33.0	36.0	48.0	27.0	34.0	16.3**	16.5-17.0	1 1/4" (40.0-43.0)	50.0
	090.043.53.43.10	36.0	35.0	52.0	30.0	34.0	16.3**	16.5-17.0	1 1/2" (46.0-49.0)	52.0

* Other spigot diameters (13.8/19.0 mm) available on request.

** Other spigot diameters (13.8/20.0 mm) available on request.

¹ Ø B_R = spigot diameter.