



For all nozzles with	Ordering no.				G BSPP	Dimensions [mm]				Weight [g] (Brass)	
	Type	Mat. no.				H ₁	H ₂	Ø D	Hex		
		1Y	17	30							53
1/8" male thread	040.270	●		●		1/8	20.0	10.0	13.8	14	20.0
1/4" male thread	061.220	●		●		1/4	20.0	10.0	16.8	17	20.0
3/8" male thread	040.271		●	●		3/8	20.0	10.0	21.8	22	25.0
	040.271				●	3/8	20.0	11.0	25.0	22	25.0
1/2" male thread	040.272		●	●		1/2	30.0	15.0	26.5	27	70.0
3/4" male thread	061.620		●	●		3/4	40.0	20.0	31.5	32	108.0

Notice: Sockets are also suitable for welding.

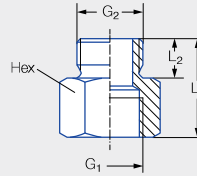


For all nozzles with	Ordering no.		G BSPP	Dimensions [mm]			Weight [g]
	Type	Mat. no.		H ₁	H ₂	Ø D	
		1Y					
1/4" male thread	040.228.1Y.yy ¹	●	1/4	18.0	12.0	17.0	16.0

¹ Replace "yy" with the desired radius R (R = 10/13/16/20/25 or 31 mm).

Ordering Type + Material no. = Ordering no.
 example: 040.270 + 1Y = 040.270.1Y

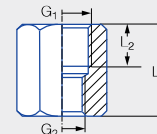
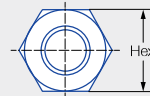
Sockets



Connection components	Ordering no.		G ₁ BSPP	G ₂ BSPP	Dimensions [mm]			Weight [g] (Brass)	
	Type	Mat. no.			L ₁	L ₂	Hex		
		17							30
1/8" to 3/8"	040.211	●	●	1/8	3/8	20.0	10.0	22	40.0
1/4" to 3/8" short	065.221	●	●	1/4	3/8	23.0	10.0	22	40.0
1/4" to 3/8" long	065.228	●	●	1/4	3/8	36.0 ¹	14.0	19	45.0
3/8" to 3/8"	065.220	●	●	3/8	3/8	25.0	10.0	22	40.0
3/4" to 3/4"	065.620	●	●	3/4	3/4	35.0	14.0	32	280.0

¹ Mounting of nozzle filters and ball-type non-return valves possible (see Page 248/249).

Reduction socket

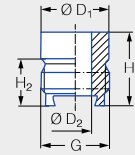


Connection components	Ordering no.		G ₁ BSPP	G ₂ BSPP	Dimensions [mm]			Weight [g]	
	Type	Mat. no.			L ₁	L ₂	Hex		
		1Y							30
3/8" to 1/4"	095.019.30.00.23		●	3/8	1/4	26.0	12.0	22	55.0

Ordering Type + Material no. = Ordering no.
example: 040.211 + 17 = 040.211.17

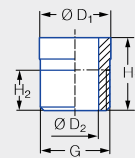


Welded nipple with dovetail guide



Series	Ordering no.				G BSPP	Dimensions [mm]				Weight [g]
	Type	Mat. no.				H ₁	H ₂	Ø D ₁	Ø D ₂	
		02	17	30						
660	066.011	Stainless steel 316Ti			3/8	18.0	11.5	16.5	8.0	21.0
664/665	066.410				3/4	27.0	15.5	28.0	14.0	65.0

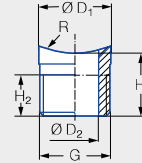
Welded nipple



Series	Ordering no.					G BSPP	Dimensions [mm]				Weight [g] (Brass)
	Type	Mat. no.					H ₁	H ₂	Ø D ₁	Ø D ₂	
		02	17	30	53						
226/216/2TR/302/308/350/ 468/652/684/548/679	065.210	Steel	Stainless steel 316Ti	Brass	Polypropylene	3/8	18.0	10.0	17.2	11.6	20.0
306/307/502/ 503/656/657	065.610					3/4	27.0	14.0	28.0	18.0	61.0

Ordering Type + Material no. = Ordering no.
 example: 066.011 + 17 = 066.011.17

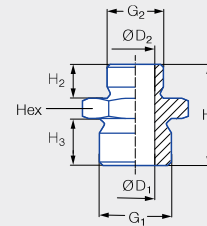
Welded nipple with radius



Series	Ordering no.		G BSPP	Dimensions [mm]				Weight [g]
	Type	Mat. no.		H ₁	H ₂	Ø D ₁	Ø D ₂	
		17 Stainless steel 316Ti						
226/216/2TR/302/308/350/ 468/652/684/548/679	065.217.17.yy¹	●	3/8 A	15.0	10.0	17.2	11.5	20.0
306/307/502/503/656/657	065.612.17.yy¹	●	3/4 A	23.0	14.0	28.0	18.0	61.0

¹ Replace "yy" with the desired radius R (R = 10/13/16/20/25 or 31 mm).

Double nipple



Series	Ordering no.			G ₁ BSPP	G ₂ BSPP	Dimensions [mm]					Weight [g] (Brass)	
	Type	Mat. no.				H ₁	H ₂	H ₃	Ø D ₁	Ø D ₂		Hex
		17 Stainless steel 316Ti	30 Brass									
226/216/2TR/ 302/308/350/ 468/652/684/ 548/679	065.215¹	●	●	3/8	1/4	25.0	10.0	10.0	10.0	7.0	22	30.0
	065.215.xx.02²	●	●	3/8	1/4	35.0	10.0	10.0	11.6	7.0	22	32.0
	065.211	●	●	3/8	3/8	25.0	10.0	10.0	11.5	–	22	25.0
	065.211.xx.04²	●	●	3/8	1/2	30.0	10.0	14.0	11.5	–	27	62.0
306/307/502/503/ 656/657	065.611	●	●	3/4	3/4	35.0	14.0	14.0	18.0	–	32	90.0

¹ Not to be used with non-return valve or strainer.

² Replace "xx" with the desired material no.

Ordering Type + Material no. = Ordering no.
example: 065.217.17.yy + 17 = 065.217.17.yy.17