meister®

GET INTO ®
THE FLOW

PRODUCT OVERVIEW

NEW

MASTERPIECES
MADE IN GERMANY

www.meister-flow.com

MEISTER STRÖMUNGSTECHNIK®

A STRONG BRAND



WITH RELIABLE PRODUCTS

For more than 35 years, **Meister Strömungstechnik®** develops manufactures and markets flow meters for industrial use to measure and control fluid and gaseous media worldwide. Our products excel in quality, reliability and longevity, under everyday, as well as under challenging operational conditions and in almost every industry.



Our **modular product design** enables us, with high flexibility and within shortest possible delivery time, to configure and specify the equipment to match our customer's requirements and individual application.

Thousands of customers worldwide, representing an installed base of millions of units, have confidence in our master pieces, Made in Germany from **Meister Strömungstechnik®.**

In our test laboratory, we permanently monitor the quality of our products based on our **quality standards and ruling industrial standards,** as well as using in-house developed dedicated test systems. In addition, the test laboratory is vital for ensuring that the specifications defined in the development objectives for product improvement and new product development projects are met.

FOR MORE THAN 35 YEARS MASTERPIECES MADE IN GERMANY

Since 2002 we are certified according to **DIN ISO 9001.** Of course we comply with all necessary standards and regulations including (for most of the products) UL/CSA.

Many of our products are also certified and approved by ATEX directive for installation in locations with explosive atmosphere. **Customer benefit is a primary objective for Meister Strömungstechnik®.**

We permanently invest in product improvements and innovation, especially and selectively into the **qualification and performance of our employees.** Thus, we broaden and increase continuously our competence level in all areas that are relevant for our success and the benefit of our customers.

You need our advice or support? We are pleased to help you.

FLOW MONITORS AND INDICATORS FOR WATER AND OTHER LIQUIDS

H2O SPEC

TYPE SERIES	MEASURING RANGE (L/MIN)	PRESSURE MAX. (BAR) from	PRESSURE MAX. (BAR) to	TEMPERATURE (°C) from	TEMPERATURE (°C) to	PROCESS-CONNECTION thread	flange	solv. cement socket	hose	MATERIAL metal	glass	plastic	INDICATOR / OUTPUT display	switch contact	analog output	pulse output	IO-Link	APPLICATIONS water treatment	power generation	machine building	plants	process engineering	process industry	universal orientation	ATEX	Operating Principle
DWG	0,1 – 50		10	-20	100	■				■	■		■	■	▒		▒	▒	▒	▒	▒	▒		▒	▒
DUG	0,2 – 250		10	-20	100	■				■	■		■	■	▒		▒	▒	▒	▒	▒	▒	■	▒	▒
RVO/U-1	8 – 150		10	-20	100	■				■	■		■	■	▒		▒	▒	▒	▒	▒	▒	■	▒	▒
RVO/U-2	0,2 – 28		16	-20	100	■				■	■		■	■	▒		▒	▒	▒	▒	▒	▒	■	▒	▒
RVO/U-4	0,005 – 5		16	-20	100	■				■	■		■	■	▒		▒	▒	▒	▒	▒	▒	■	▒	▒
2000	0,002 – 17		15	-20	80	■				■	■		■	▒				▒	▒	▒	▒	▒	▒			▒
6000	0,04 – 833	5	15	-20	80	■	■			■	■	▒	■	▒	▒			▒	▒	▒	▒	▒	▒			▒
DWM	0,1 – 50	200	300	-20	100	■				■				■	▒		▒	▒	▒	▒	▒	▒	▒		▒	▒
DWM/A	0,1 – 50	200	300	-20	100	■				■			■	■	▒		▒	▒	▒	▒	▒	▒	▒		▒	▒
DUM	0,2 – 250	200	300	-20	100	■				■				■	▒		▒	▒	▒	▒	▒	▒	■	▒	▒
DUM/A	0,2 – 250	200	300	-20	100	■				■			■	■	▒		▒	▒	▒	▒	▒	▒	■	▒	▒
M-21	0,007 – 17	16	40	-80	250	■				■			■	▒	▒			▒	▒	▒	▒	▒	▒		▒	▒
WBM-65	133 – 333	16	25	-20	100		■			■				■				▒	▒	▒	▒	▒	▒	■		▒
WBMC	133 – 333		180	-20	100	■				■				■				▒	▒	▒	▒	▒	▒	■	▒	▒
RVM/U-1	10 – 150	250	300	-20	100	■				■				■	▒		▒	▒	▒	▒	▒	▒	▒	■	▒	▒
RVM/U-2	0,02 – 30	300	350	-20	100	■				■				■	▒		▒	▒	▒	▒	▒	▒	▒	■	▒	▒
RVM/U-4	0,005 – 5	300	350	-20	100	■				■				■	▒		▒	▒	▒	▒	▒	▒	▒	■	▒	▒
RVM/UA-1	10 – 150	250	300	-20	100	■				■			■	■	▒		▒	▒	▒	▒	▒	▒	▒	■	▒	▒
RVM/UA-2	0,02 – 30	300	350	-20	100	■				■			■	■	▒		▒	▒	▒	▒	▒	▒	▒	■	▒	▒
RVM/U-S4	0,005 – 5		16	-20	100				■	■				■	▒		▒	▒	▒	▒	▒	▒	▒	■		▒
RVM/UM	0,1 – 120	250	300	-20	120	■				■				■				▒	▒	▒	▒	▒	▒	■	▒	▒
RMU-A	2,5 – 15,5		250	-20	120	■				■				■				▒	▒	▒	▒	▒	▒	■		▒
RMU-B	0,4 – 15,5		250	-20	100	■				■				■				▒	▒	▒	▒	▒	▒	■		▒
SC-250	0,05 – 3.000	16	40	-50	300	▒	■			■		▒	■	▒	▒			▒	▒	▒	▒	▒	▒		▒	▒
SC-250 H AND V	0,2 – 1.000	16	40	-50	300	▒	■			■		▒	■	▒	▒			▒	▒	▒	▒	▒	▒		▒	▒

■ Standard ▒ Optional

Messprinzip: ▒ float ◆ paddle / target disc ● impeller / turbine ▲ magnetic inductive ★ volumetric

FLOW MONITORS AND INDICATORS FOR WATER AND OTHER LIQUIDS

H2O SPEC

TYPE SERIES	MEASURING RANGE (L/MIN)	PRESSURE MAX. (BAR) from	PRESSURE MAX. (BAR) to	TEMPERATURE (°C) from	TEMPERATURE (°C) to	PROCESS-CONNECTION thread	flange	solv. cement socket	hose	MATERIAL metal	glass	plastic	INDICATOR / OUTPUT display	switch contact	analog output	pulse output	IO-Link	APPLICATIONS water treatment	power generation	machine building	plants	process engineering	process industry	universal orientation	ATEX	Operating Principle
WY	2,5 – 100		10	-20	100	■				■	■	▒	■	■	▒		▒	■	■	■	■	■	■	■		▒
KM-165, KM-185, KM-200	0,03 – 17		10*	0	60	▒		■				■	■	▒				■	▒	■	■	▒	■			▒
KM-335, KM-350	0,8 – 1.000		10*	0	60	▒		■				■	■	▒	▒			■	▒	■	■	▒	■			▒
DHSF-2	0,025 – 1,67	6	10	0	80				■			■				■		■	▒	■	■	▒	■	■		●
DHGF-2	0,025 – 1,67		10	0	80	■						■				■		■	▒	■	■	▒	■	■		●
DHGA-2	0,025 – 1,67		10	0	60	■						■			■			■	▒	■	■	▒	■	■		●
DHSF-4	0,1 – 4,2	6	10	0	80				■			■				■		■	▒	■	■	▒	■	■		●
DHGF-4	0,1 – 4,2		10	0	80	■						■				■		■	▒	■	■	▒	■	■		●
DHGA-4	0,1 – 4,2		10	0	60	■						■			■			■	▒	■	■	▒	■	■		●
DHGF-10	0,8 – 16,7		6	0	80	■						■				■		■	▒	■	■	▒	■	■		●
DHGA-10	0,8 – 16,7		6	0	60	■						■			■			■	▒	■	■	▒	■	■		●
DHTF-1	4 – 1.178		10	0	80	■						■				■		■	▒	■	■	▒	■	■		●
FAA	1 – 60	5	10	0	90	■				■	■		■					■	■	■	■	■	■	■		●
FRA	0,7 – 100		16	0	100	■				■	■		■					■	■	■	■	■	■	■		●
TD...15.../PPO	2 – 40		10	0	85	■						■				■		■	▒	■	■	▒	■	■		●
TD...15.../MS	2 – 40		10	0	85	■				■						■		▒	■	■	■	■	▒	■		●
TD...-25/PP	4 – 160	2	10	0	80	■						■				■		■	▒	■	■	▒	■	■		●
TD...-25/MS	4 – 160		10	0	85	■				■						■		▒	■	■	■	■	▒	■		●
TD...-40/MS	7 – 417		10	0	85	■				■						■		▒	■	■	■	■	▒	■		●
SPM	2,3 – 2.762	11	30	-40	120	■				■				■				■	■	■	■	■	■	■		◆
SPKM	4 – 93		25	-20	110	■				■				■				■	■	■	■	■	■	■		◆
SPKR	3,5 – 69		25	-20	110	■				■				■				■	■	■	■	■	■	■		◆
DP-65	13,3 – 13.333	16	40	-20	300		■			■			■	▒	▒			■	■	■	■	■	■	■	▒	◆
DMIK	0,5 – 250		16	5	90	■				■					▒	■		■	■	■	■	■	■	■		▲

* at max. 20 °C

■ standard ▒ optional

Operating Principle: ▒ float ◆ paddle / target disc ● impeller / turbine ▲ magnetic inductive ★ volumetric

FLOW MONITORS AND INDICATORS FOR OIL

OIL

TYPE SERIES	MEASURING RANGE (L/MIN)	PRESSURE MAX. (BAR) from	PRESSURE MAX. (BAR) to	TEMPERATURE (°C) from	TEMPERATURE (°C) to	PROCESS-CONNECTION thread	flange	solv. cement socket	hose	MATERIAL metal	glass	plastic	INDICATOR / OUTPUT display	switch contact	analog output	pulse output	IO-Link	APPLICATIONS water treatment	power generation	machine building	plants	process engineering	process industry	universal orientation	ATEX	Operating Principle
DKG-1	0,1 – 90		10	-20	120	■				■	■		■	■	■		■	■	■	■	■	■	■	■	■	■
DKG-2	0,5 – 8		16	-20	120	■				■	■		■	■	■		■	■	■	■	■	■	■	■	■	■
DKM-1	0,5 – 110	250	300	-20	120	■				■				■	■		■	■	■	■	■	■	■	■	■	■
DKM-2	0,5 – 7	300	350	-20	120	■				■				■	■		■	■	■	■	■	■	■	■	■	■
DKM/A-1	0,5 – 110	250	300	-20	120	■				■			■	■	■		■	■	■	■	■	■	■	■	■	■
DKM/A-2	0,5 – 7	300	350	-20	120	■				■			■	■	■		■	■	■	■	■	■	■	■	■	■
DKME-1	1 – 80	250	300	-20	120	■				■				■	■		■	■	■	■	■	■	■	■	■	■
DKME/A-1	1 – 80	250	300	-20	120	■				■			■	■	■		■	■	■	■	■	■	■	■	■	■
COVOL	0,42 – 1.000	10	16	-40	150	■	■			■			■	■	■	■		■	■	■	■	■	■	■	■	★

FLOW MONITORS AND INDICATORS FOR AIR AND OTHER GASES

AIR GAS

DWG-L	3 – 1.600		10	-20	80	■				■	■	■	■	■	■		■	■	■	■	■	■	■		■	■
RVO/U-L1	22,5 – 625		10	-20	100	■				■	■		■	■	■		■	■	■	■	■	■	■	■	■	■
RVO/U-L2	3 – 500		16	-20	100	■				■	■		■	■	■		■	■	■	■	■	■	■	■	■	■
RVO/U-L4	0,2 – 42		16	-20	100	■				■	■		■	■	■		■	■	■	■	■	■	■	■	■	■
2000	0,05 – 500		15	-20	80	■				■	■	■	■	■				■	■	■	■	■	■			■
6000	1,17 – 25.000	5	15	-20	80	■	■			■	■	■	■	■	■			■	■	■	■	■	■		■	■
DWM-L	1 – 1.450	200	300	-20	80	■				■		■		■	■		■	■	■	■	■	■	■		■	■
DWM/A-L	1 – 1.450	200	300	-20	80	■				■		■	■	■	■		■	■	■	■	■	■	■		■	■
M-21	0,2 – 500	16	40	-80	250	■				■			■	■	■			■	■	■	■	■	■		■	■
RVM/U-L1	60 – 650	250	300	-20	120	■				■				■	■		■	■	■	■	■	■	■	■	■	■
RVM/U-L2	2,5 – 525	300	350	-20	120	■				■				■	■		■	■	■	■	■	■	■	■	■	■
RVM/U-L4	0,6 – 80	300	350	-20	120	■				■				■	■		■	■	■	■	■	■	■	■	■	■
RVM/UA-L1	60 – 650	250	300	-20	120	■				■			■	■	■		■	■	■	■	■	■	■	■	■	■
RVM/UA-L2	2,5 – 525	300	350	-20	120	■				■			■	■	■		■	■	■	■	■	■	■	■	■	■
SC-250	1,17 – 90.000	10	40	-50	300	■	■			■		■	■	■	■			■	■	■	■	■	■		■	■
KM-165, KM-185, KM-200	1,67 – 500		10*	0	60	■		■				■	■	■				■	■	■	■	■	■			■
KM-335, KM-350	25 – 14.000		10*	0	60	■		■				■	■	■	■			■	■	■	■	■	■			■
SPM-L			11	-10	85					■				■						■	■					◆

* at max. 20 °C

■ standard ■ optional

Operating Principle: ■ float ◆ paddle / target disc ● impeller / turbine ▲ magnetic inductive ★ volumetric

FLOW LIMITERS FOR WATER

H2O

TYPE SERIES	MEASURING RANGE (L/MIN)	PRESSURE MAX. (BAR)		TEMPERATURE (°C)		PROCESS-CONNECTION				MATERIAL			INDICATOR / OUTPUT					APPLICATIONS								
	1 10 100 1000	from	to	from	to	thread	flange	solv. cement socket	hose	metal	glass	plastic	display	switch contact	analog output	pulse output	IO-Link	water treatment	power generation	machine building	plants	process engineering	process industry	universal orientation	ATEX	Operating Principle
BA	1 – 30		10	-20	200	■				■								■	■	■	■	■	■	■		
BB	1 – 30		10	-20	200	■				■								■	■	■	■	■	■	■		
BC	1 – 270		10	-20	200	■				■								■	■	■	■	■	■	■		
BF	2 – 420		10	-20	200		■			■								■	■	■	■	■	■	■		

MECHANICAL ACCESSORIES

SF, SFD, SFM		25	40	-10	150	■				■								■	■	■	■	■	■	■		
NV		100	200	-20	250	■				■								■	■	■	■	■	■	■		
BS-228		16	350	-20	160	■				■								■	■	■	■	■	■	■		
FLOWBASE® NEW!	Distribution system for liquid media Tailor-made for your application 3D manufactured					■	■	■	■	■		■						■	■	■	■	■	■	■		

ELECTRONIC ACCESSORIES

SIGNAL 4.0				-20	70										■			■	■	■	■	■	■			
MONITOR 4.0				-20	70									■	■			■	■	■	■	■	■			
SIGNAL 4.0 IO PRO				-20	70											■		■	■	■	■	■	■			
SG-15				-20	160									■				■	■	■	■	■	■			
SG-30				-20	160									■				■	■	■	■	■	■			

■ standard ■ optional

Operating Principle: float ◆ paddle / target disc ● impeller / turbine ▲ magnetic inductive ★ volumetric

CUSTOMIZED SOLUTIONS

FOR KEY INDUSTRIES AND APPLICATIONS

Fast response time and high reliability are the key to protect machinery and equipment and ensures to meet process results. Often operating conditions demand high standards to the measuring principle used. Only the right choice of the optimal principle combined with the specification of the best suited material makes it possible to meet these requirements.

This is why **Meister Strömungstechnik®** uses only high quality material. Flow meters from **Meister Strömungstechnik®** are cost-efficient, easy to install and easy to maintain. The **Meister Strömungstechnik®** products are the solution of choice for experts from all over the world.

WATER TREATMENT

- water supply
- waterworks
- water purification
- pH value adjustment
- boiler water treatment
- water distribution
- condensate return and many more

monitoring for perfect boiler water — H_2O

control for efficient delivery — H_2O

efficient handling of valuable resources — H_2O

carbon dioxide for optimum pH value — GAS

MACHINE BUILDING

- cooling units
- hydraulic power units
- lubrication systems
- heat exchange systems
- laser cutting machines
- plastic processing machinery
- machine tools
- die cutting and many more

reliable actuators — OIL

cooling and lubrication for perfect results — SPEC

cooling for precise cuts — H_2O



lubrication for the highest requirements — OIL

POWER GENERATION

- gear units for wind turbines
- washing plants for the manufacture of glass
- turbines
- combined heat and power plants
- biofuel production and many more



cleanliness for the highest demands — H_2O

lubrication for the most stringent requirements — OIL

assured lubrication under changing conditions — OIL

protection for pumps — SPEC

PLANT CONSTRUCTION

- coating plants
- washing machines
- surface treatment
- industrial ovens
- distillation plants
- plastics processing
- paper manufacturing and many more

precision for thin layers — H_2O

dosage for clean results — SPEC

technical gases for hard surfaces — GAS

cooling for clean solutions — H_2O

PROCESS ENGINEERING

- glass production
- refrigeration units
- flue gas desulfurization
- heat exchange systems
- power plants
- waste incineration
- air compressors
- recycling and many more

process water for clean flue gas — H_2O

cooling for optimal results — H_2O

efficient use of resources — H_2O

lubrication for efficient recycling — OIL

PROCESS INDUSTRY

- short path distillation
- distillation of wool wax
- paint production
- production of plastic film
- pharmaceutical process
- mechanical seals
- barrier pressure units and many more

gentle cleaning of natural products — SPEC

cooling for bright colors — H_2O

blocking medium for dynamic seals — H_2O

cooling for crystal-clear films — H_2O

PARTNERSHIP FOR PERFORMANCE

WORLDWIDE

AUSTRIA	**Schmachtl GmbH** Pummererstraße 36 4020 Linz	**Phone:** +43 73276460 office.linz@schmachtl.at www.schmachtl.at	SCHMACHTL Systemwissen entscheidet
	STASTO Automation KG Feldstraße 9 - 11 6020 Innsbruck	**Phone:** +43 512520760 austria@stasto.eu www.stasto.eu	STASTO AUTOMATION
BELGIUM	**Intercontrol Meet- en Regeltechniek NV / SA** Leugenberg 72a 2180 Ekeren	**Phone:** +32 32838160 info@intercontrol.eu www.intercontrol.eu	intercontrol
BRASIL	**Grunn + LF Equipamentos do Brasil** Rua Hilda Del Nero Bisquolo, 102, Unidade 2410A 13208-703 Jundiaí – São Paulo	**Phone:** +55 1144971735 info@grunn.com.br www.grunn.com.br	LF+ GRÜNN Uma empresa, mil soluções
BULGARIA	**Hennlich OOD** 147A, Brezovsko shose Rota center, floor 3 4003 Plovdiv	**Phone:** +359 32511326 office@hennlich.bg www.hennlich.bg	HENNLICH
CHILE	**Welko S.p.A.** Avenida Providencia 2330, Oficina 63 7510052 Providencia, Santiago de Chile	**Phone:** +55 222339162 mail@welko.cl www.welko.cl	Welko UNA EMPRESA HIDROGESTIÓN
CROATIA	**HENNLICH industrijska tehnika d.o.o.** Stupničkoobreška 17 10255 Gornji Stupnik	**Phone:** +385 1 3874 335 hennlich@hennlich.hr www.hennlich.hr	HENNLICH
CZECH REPUBLIC	**HENNLICH s.r.o.** Českolipská 9 412 01 Litoměřice	**Phone:** +420 416711203 meres@hennlich.cz www.hennlich.cz/meres	HENNLICH
FINLAND	**Kübler Suomi Oy** Kelatie 25 A 1-3 01450 Vantaa	**Phone:** +358 98700960 kubler@kubler.fi www.kubler.fi	KÜBLER SUOMI OY
FRANCE	**Instruments & Controls** 4 Rue Panhard / BP13 91830 Le Coudray-Montceaux	**Phone:** +33 164939230 insco@insco.fr www.insco.fr	INSTRUMENTS & CONTROLS
HUNGARY	**Hennlich Ipartechnika Kft.** Heliport Reptér 6000 Kecskemét-Kadafalva	**Phone:** +36 76509655 hennlich@hennlich.hu www.hennlich.hu	HENNLICH

ITALY	**GREIN S.r.l.** Via S.G.B. De La Salle 4 / A 20132 Milano	**Phone:** +39 0226300140 info@grein.it www.grein.it	GREIN
NETHERLANDS	**Intercontrol Meet- en Regeltechniek BV** IJsselburcht 26 6825 BP Arnhem	**Phone:** +31 264425204 info@intercontrol.eu www.intercontrol.eu	intercontrol
NORWAY	**Flow-Teknikk AS** Olav Brunborgsvei 27 1396 Billingstad	**Phone:** +47 66775400 mail@flow.no www.flow.no	Flow-Teknikk as
POLAND	**TR Automatyka SP z o.o.** ul. W. Jagiełły 16/1 02-495 Warszawa	**Phone:** +48 228861016 biuro@trautomatyka.pl www.trautomatyka.pl	TR automatyka
SOUTH AFRICA	**BMG World (Pty) Ltd** 3 Droste Crescent Droste Park Ext. 7 Johannesburg, Gauteng	**Phone:** +27 116201500 www.bmgworld.net	BMG
SLOVAK REPUBLIC	**HENNLICH s.r.o.** Račianska 188 831 53 Bratislava 34	**Phone:** +421 250202501 hennlich@hennlich.sk www.hennlich.sk	HENNLICH
SLOVENIA	**HENNLICH d.o.o.** Ulica Mirka Vadnova 13 SI-4000 Kranj	**Phone:** +386 45320610 info@hennlich.si www.hennlich.si	HENNLICH
SPAIN	**Intertronic Internacional S.L.** Carrer de Johannes Gutenberg, 4 Parc Tecnològic 46980 Paterna, València	**Phone:** +34 963758050 info@intertronic.es www.intertronic.es	INTERTRONIC SOLUCIONES AVANZADAS EN AUTOMATISMOS
	BIBUS SPAIN, S.L. Rua do Arroncal Vial C – Nave 4A Parque Empresarial Porto do Molle 36350 Nigran (Pontevedra)	**Phone:** +34 986247286 info@bibus.es www.bibus.es	BIBUS® SUPPORTING YOUR SUCCESS
SWEDEN	**OEM Automatic AB** Box 1011 573 28 Tranås	**Phone:** +46 752424100 info@oemautomatic.se www.oemautomatic.se	OEM AUTOMATIC
TURKEY	**CEFIP – Makina Endüstriyel Ürünler San. ve Dış Tic. Ltd. Şti.** Perpa Ticaret Merkezi A Blok K.2 No: 9-0033 34384 Şişli / İSTANBUL	**Phone:** +90 2122101890 cefip@cefip.com.tr www.cefip.com.tr	CEFIP
UNITED KINGDOM	**Tamo Ltd** Unit 6, Swan Wharf Business Centre, Waterloo Road Uxbridge UB8 2RA	**Phone:** +44 1895200015 info@tamo.co.uk www.tamo.co.uk	TAMO
USA	**Sure Flow Products, LLC** 28265 Beck Road, Suite C-11 Wixom, MI 48393	**Phone:** +1 248 3803569 sales@sureflowproducts.com www.flowmetersource.com	SURE FLOW PRODUCTS

Meister
Strömungstechnik GmbH
Im Gewerbegebiet 2
63831 Wiesen | Germany

Tel +49 6096 97200
Mail sales@meister-flow.com

www.meister-flow.com

Subject to change without notice · by Meister Strömungstechnik GmbH 2022 · All rights reserved · 05-2022